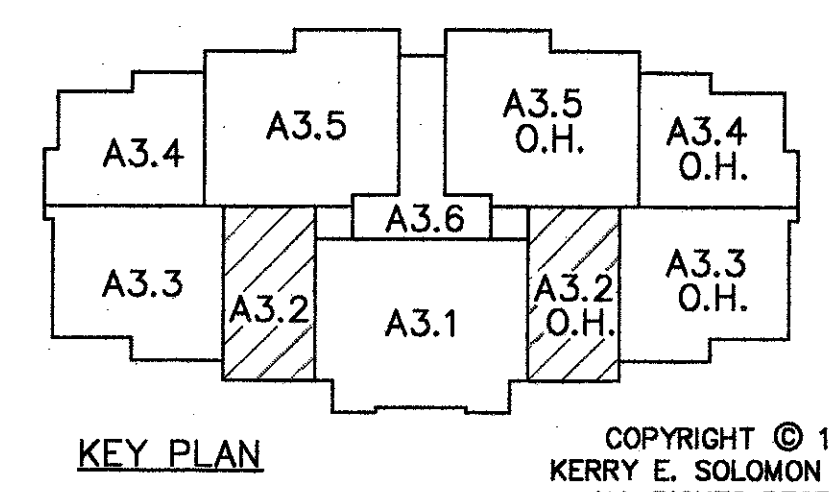
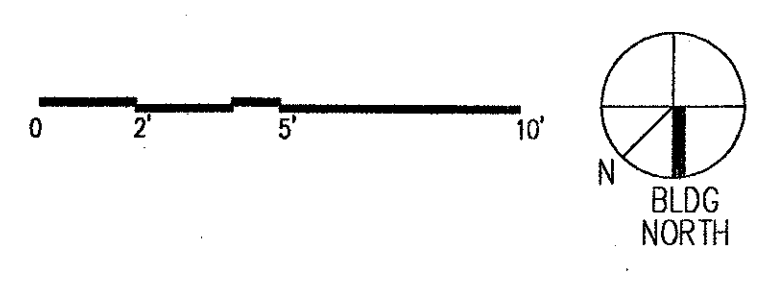


NOTE: SEATING SHOWN IS A PROPOSED LAYOUT.
FINAL LAYOUT TO BE DETERMINED BY
SEATING SUPPLIER/MANUFACTURER.


ENLARGED FLOOR PLAN-AUDITORIUM #1
 1/4" = 1'-0" AUDITORIUM #14 O.H.



COPYRIGHT © 1999
KERRY E. SOLOMON ARCH'T
ALL RIGHTS RESERVED

REVISIONS	BY
9-20-99	RCM

KERRY E. SOLOMON ARCHITECTS, INC.
 624 ROCK SPRINGS ROAD
 PITTSBURGH, PENNSYLVANIA 15228
 (412) 563-7656 FAX (412) 563-0786



PROPOSED CINEMA COMPLEX
 FOR
 KLM THEATRE PARTNERS, L.P. D.B.A.
STAR CITY
 ROUTE 50 SOUTH FAYETTE, PA

DRAWN RCM
CHECKED KES
DATE 8-9-99
SCALE 1/4" = 1'-0"
JOB NO. 9929
SHEET A3.2
OF SHEETS